



GAAYIP-YAGILA
PRIMARY SCHOOL

Ph: 03 9216 3200 | www.gypps.vic.edu.au | Email: gaayip.yagila.p6@education.vic.gov.au

NEWSLETTER

APRIL 23rd 2026 | VOL 6. ISSUE 04

LETTER FROM THE PRINCIPAL

Dear Families,

Welcome to Term 2, Week 1. I hope you enjoyed the holiday break - celebrating Easter, making the most of the beautiful autumn weather, and spending time with family and friends. This week's newsletters focus on keeping you informed about the learning your children will be undertaking this term, along with key information and upcoming events across the school.

Tomorrow, Friday 24th April, our school leaders will lead a commemorative ceremony to mark ANZAC Day, honouring the service and sacrifice of Australian and New Zealand servicemen and women at 2.30pm. The ceremony will include the reading of the Ode, a moment of silence, and the playing of the Last Post. Throughout Literacy sessions this week, students have been learning about the significance of the day, fostering a sense of respect, reflection and pride across our school community.

Term 2 is a 10-week term with plenty happening. I encourage you to get your diaries out, note key dates for your family, and prepare for another great term at Gaayip-Yagila Primary School.



TABLE OF CONTENTS

Calendar - Page 4

Attendance- Page 5

Assembly Dates - Page 6

Mother's Day Stall - Page 7

School Council-Page 9 & 10

School Production- Page 11

LETTER FROM THE PRINCIPAL CONT.....

Some key events we are looking forward to include:

- Mother's Day Stall – Thursday 7th May
- School Photos – Monday 18th May and Tuesday 19th May
- Education Week, including our Family Maths Mania evening – Monday 18th May
- Year 3 and 4 Swimming Program – May/June
- Year 4–6 Production at Plenty Ranges – Tuesday 16th June and Wednesday 17th June

We are pleased to invite families to an upcoming parent information session with Dan Petro on Thursday 14th May at 9.15am. This session will provide simple, practical strategies to support your child at home and respond confidently to behaviours. Dan has been working with Gaayip-Yagila Primary School for the past three years supporting teachers with the development of strong routines and consistent language. Please see the attached flyer for sign-up details.

This term, we also have a whole-school Professional Practice Day on Friday 22nd May. On this day, teachers will focus on strengthening the delivery of high-quality teaching and learning, including moderation, assessment and reporting. Students will not attend school on this day. TheirCare will be available for families who require care.

To ensure you stay up to date with information related to your child's learning, I encourage you to read the team newsletters carefully and regularly check the 'Calendar of Events' page.

Once again, welcome back. We look forward to a term of growth, learning and achievement for all students.

Kind Regards

Cassy Hoggins



GAAYIP-YAGILA
PRIMARY SCHOOL



Making Parenting a Little Easier

Parenting can be challenging, especially when children are going through changes or showing difficult behaviours. It can sometimes feel hard to know the best way to respond, and this can impact the whole family. Join us for this practical session where you will learn simple, flexible strategies to:

- Support your child's development
- Build positive daily routines
- Respond to challenging behaviours with confidence
- This session will provide helpful ideas you can use straight away at home.



Book now

Thursday 14th May

9.15 - 10.45am

GAAYIP-YAGILA PRIMARY SCHOOL

9216 3200



Join **Dan Petro**, who supports schools and families with practical, effective behaviour strategies.

2026 CALENDAR

Term 2

ANZAC Assembly	Friday 24 th April 2026 @ 2:30pm
Year 6 Winter Sport - Round 1	Friday 1 st May 2026
Mothers Day Event	Thursday 7 th May 2026
Cross Country - Craigieburn	Friday 8 th May 2026
Assembly	Monday 11 th May 2026 @ 2:30pm
Year 1 Fun Day with after school BBQ	Monday 11 th May 2026
Sustainability - Nude Food Day	Wednesday 13 th May 2026
Parent Information Session - Dan Petro	Thursday 14 th May, 2026 9.15 - 10.45am
Year 6 Winter Sport - Round 2	Friday 15 th May 2026
Whole School Photos	Monday 18 th and Tuesday 19 th May 2026
Maths Mania Evening	Monday 18 th May 2026
PUPIL FREE DAY	Friday 22nd May 2026
Swimming - Year 4	Monday 25 th May - Friday 29 th May 2026
Swimming - Year 3	Monday 1 st June - Friday 5 th June 2026
Foundation Incursion	Tuesday 2 nd June 2026
MONARCH'S BIRTHDAY	Monday 8 th June 2026



ATTENDANCE MATTERS – EVERY DAY COUNTS!

Student attendance continues to be a key focus at Gaayip-Yagila Primary School. Regular attendance is essential for building strong learning habits, maintaining friendships and ensuring students feel connected and confident at school.

20 or more absent days students in 2025 (%) ⓘ

For students in Prep - 6

46%
Your school

46%
Similar schools

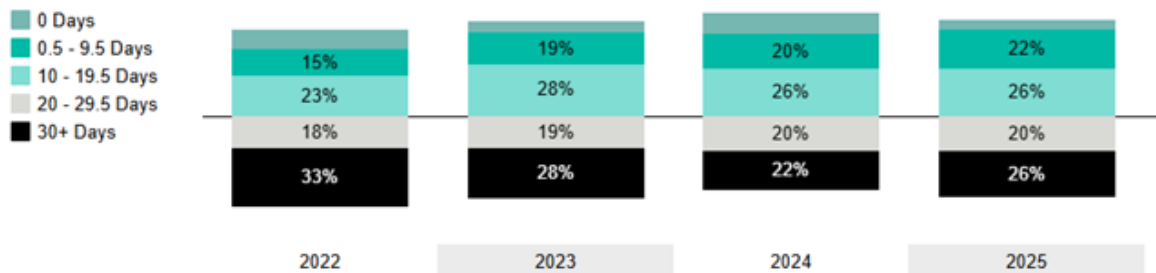
46%
Network

38%
State

At Gaayip-Yagila Primary School, our wellbeing team has worked with families to improve their understanding of attendance requirements. In 2025, our data shows that 46% of students had 20 or more days absent, which is in line with both similar schools and our network. We know this is an area we can continue to strengthen together as a school community to achieve state comparisons.

Absent day breakdown (5 years) ⓘ

For students in Prep - 6



The data in the graphs above indicates that while we made strong progress in 2024, our attendance outcomes in 2025 were not as strong. This reinforces that this is an area for continued focus as a school community.

By the end of Term 1, 18% of our students had no absences at all - an outstanding effort. Well done to these students for their commitment to attending school every day. At the same time, 6% of students have already reached 20 or more days of absence. This level of absence results in significant gaps in learning, which can affect not only current achievement but also a student's ability to build on knowledge in future years.

We kindly ask families to schedule appointments outside school hours where possible and take family holidays during term breaks. If your child has high absences or you are facing challenges with regular attendance, please reach out - we are here to support you.

Let's continue working together to ensure every student gets the most out of every school day.

ASSEMBLY DATES 2026

We warmly invite families to join us at our upcoming school assemblies. Assemblies provide an opportunity to come together as a community to celebrate student achievements, share important information and acknowledge the learning taking place across our school. Family attendance helps strengthen our sense of connection and reinforces the importance of celebrating student success together.

We hold three assemblies each term: two during the term and a final assembly that reflects on and celebrates our achievements for the term. Details of the dates and times for each assembly across the year are outlined below.

We look forward to welcoming families to our assemblies throughout the year.

Term 2

Friday 24th May - 2:30pm

Monday 11th May - 2:30pm

Monday 15th June - 2:30pm

Friday 26th June - End of term 1:30pm

Term 3

Monday 3rd August - 2:30pm

Monday 31st August - 2:30pm

Friday 18th September - End of term 1:30pm

Term 4

Monday 26th October - 2:30pm

Monday 23rd November - 2:30pm

Thursday 17th December - End of Year 2:30pm

Mother's Day at GYPS


In helping to celebrate the upcoming Mother's Day, we will be hosting a stall on **Thursday the 7th of May**.

Students will be able to purchase a small gift for mum or someone special in their lives.

We recommend that students bring along a maximum of **\$10.00** to spend.

Students will be able to purchase a **maximum of 2 gifts each**. Gifts will range in price from \$1.00 - \$5.00.

If you would be happy to **volunteer your time** to help us run this year's stall, please complete the form [here](#)



*For junior students, a clearly marked envelope/bag with their name and class is suggested

Summary of Recent School Council Meeting Wednesday 23rd March

The first meeting for our 2026 School Council was held on Wednesday 23rd March. Please congratulate our newly elected office bearers:

- President: Amanda McGregor
- Vice President: Irene Nesci
- Treasurer: Fatou Bitaye
- Secretary: Careena Poole

We need YOU!

Did you know you can be a part of the important work of the School Council?!

The Gaayip-Yagila Primary School Council has several sub committees that welcome any parents or community members. These subcommittees have the potential to make a significant impact on the quality of your child's school experience. There is so much we can achieve for our school and children with your assistance.

Buildings and Grounds Committee

Committee Convener: Amanda MacGregor

The Building and Grounds committee is responsible for making sure our school's grounds and buildings are well maintained. This includes planning and implementing improvements to school grounds, reviewing quotes for works to the grounds and generating new ideas for the improvements of the school grounds.

Education Committee

Committee Convener: Katrina Lamers

The Education committee is responsible for supporting and advising on matters related to teaching, learning, and student outcomes. Its role is to assist in the development, review, and implementation of educational policies and programs, monitor progress against the school's Annual Implementation Plan, and provide input into curriculum and wellbeing priorities. By providing feedback and recommendations, the sub-committee helps to shape educational decisions that reflect the needs of the school community and align with Department of Education guidelines.

Finance Committee

Committee Convener: Fatou Bitaye

The Finance Committee is established to support School Council in overseeing the school's financial planning and management. Its role is to assist in the development of the school budget, monitor income and expenditure, and ensure resources are allocated in alignment with the school's strategic priorities. The committee provides advice and recommendations to School Council to ensure financial decisions are responsible, transparent, and support improved student outcomes.

Fundraising Committee

Committee Convener: Careena Poole

The Fundraising Committee has two main areas:

1. It is responsible for initiating school fundraising and events. It will also seek to raise funds through other avenues and such as applying for grants and other fundraising activities. The committee will also propose potential uses of the funding raised.
2. Organise school community events to provide opportunities for the school and community to engage with each other, building a positive, enjoyable and inclusive culture, as well as support the Student V.O.I.C.E reps in engaging with the parents to participate in school life.

If you are interested in joining one of these committees, please contact our administration team for more information.

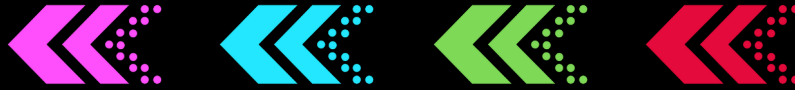
Additionally, the council endorsed the 2025 Annual Report. These documents will be available via the school website at the conclusion of the quality assurance process.

We still have one parent vacancy. If you are interested in joining our school council, please email gaayip.yagila.ps@education.vic.gov.au



GAAYIP-YAGILA
PRIMARY SCHOOL

PRESENTS



GAME ON!

A BYTE-SIZED ADVENTURE
LOADING...

16TH & 17TH
JUNE

VENUE: PLENTYRANGESARTS &
CONVENTION CENTRE

FOR MORE INFORMATION PLEASE
CONTACT GYPS: (03) 9216 3200

WWW.GYPS.VIC.EDU.AU

Kinect.

PERFORMING
ARTS

11

WWW.KINECTPERFORMINGARTS.COM



Gaayip- Yagila Primary school's sustainability student leadership group are working towards the fundraiser for our school, through the Victorian deposit container scheme. The funds will be used to develop our whole school sustainability learning and improve our garden areas around the school.

Here's how you can help...

1. Download the app and choose the [charity](#) that is Gaayip- Yagila Primary school

CDS VIC (WEST ZONE) - APP

Everything you need to make your change, all in one place

The CDS Vic West Zone app is the rewarding way to recycle your bottles and cans for 10 cents each. You can receive a digital payment straight to your bank account, track how much you earn or donate your refunds – all through the CDS Vic West Zone app. It makes recycling more convenient and rewarding than ever before.

Simply scan your app barcode and start returning eligible containers to watch your earnings grow. You can directly transfer your earnings into your bank account or PayPal, store digital vouchers to redeem for cash or purchases at your nearest supermarket, or you can donate to charity.

Making change has never been easier – download the CDS Vic West Zone app below:



2. Collect 10c eligible containers

Eligible ✓

- ✓ Aluminium cans
- ✓ Plastic bottles
- ✓ Glass bottles
- ✓ Paperboard cartons (under 1L)
- ✓ Steel bottles/cans

Most beverage containers (between 150mL and 3L) made from aluminium, glass, plastic, steel and liquid paperboard are eligible.

Ineligible ✗

- ✗ Wine and spirit bottles
- ✗ Milk containers
- ✗ Paperboard cartons (over 1L)
- ✗ Cordial bottles

Don't throw these out! Ineligible containers may still be accepted in your kerbside recycling bin.

3. Deposit at a collection centre or station or **BRING THEM TO SCHOOL**



If you are not collecting the 10c containers for your household, please donate them to our school.

Craigieburn Plaza
 10 Craigieburn Road, Craigieburn, VIC 3064

Open now
 until 8:00pm
 Reverse Vending Machine (RVM)

West Zone - Operated by Tomra Cleanaway

Craigieburn Central
 340 Craigieburn Road, Craigieburn, VIC 3064

Open now
 until 9:00pm
 Reverse Vending Machine (RVM)

West Zone - Operated by Tomra Cleanaway

Youth Road Safety



VICTORIA POLICE

FactSheet

Whether you're biking or riding an e-scooter, follow these simple road safety tips to stay safe and have fun on the move!

MODIFIED OR PETROL POWERED BICYCLES

- Illegal.




MOTORBIKES

- To ride on or off-road it must be registered with a full or recreation registration
- Helmet must be worn at all times.




E-BIKES

- 25km/h MAX speed
- Motor cannot provide power at speeds higher than 25km/h
- Helmet must be worn at all times
- No passengers
- Cannot be ridden on footpaths.



E-SCOOTER

- Be aged 16 yrs or over
- Max speed 20 kmph
- Helmet must be worn at all times
- No passengers
- Cannot be ridden on footpaths.



E-scooter Road Rules

Tougher penalties as e-scooters are made permanent.

e-scooter riders cannot

- Ride on the footpath
- Use a mobile phone while riding
- Ride while under the influence of drugs or alcohol
- Carry passengers or animals or ride in tandem
- Ride a high-speed e-scooter, one capable of more than 25 km/h
- Ride on roads that have a speed limit over 60 km/h

e-scooter riders must

- Be aged 16 years and over
- Not exceed the maximum speed of 20 km/h
- Ride only on shared paths and roads that have a speed limit up to 60 km/h
- Wear a helmet at all times
- Follow traffic rules
- Use lights and reflectors



Scan the QR code to learn more

For more information (including community language translations) visit transport.vic.gov.au/Road-rules-and-safety/E-scooter-road-rules





Mount Ridley College

INFORMATION TOURS FOR 2027 PROSPECTIVE YEAR 7 STUDENTS

WHEN:

Tuesday 28th April 2026

4:45pm: School tour

5:30pm: Briefing begins

WHERE:

Nottingham Theatre Building

Enter Via Aitken Blvd

Featuring:

- College tours
- An Opportunity to learn about our Specialised Programs and talk with current MRC staff

Please register using the QR code



CONTACT US

mount.ridley.p12@education.vic.gov.au

835 15 500



Exceptional Before & After School Care and amazing School Holiday programs!

TheirCare provides inclusive, child-led **FUN** outside school hours care

Click here for more information about registration, fees and bookings!



1300 072 410
w.theircare.com.au

PROPATH ACADEMY

TRANSFORMING POTENTIAL INTO PERFORMANCE!

TERM 2 DEVELOPMENT PROGRAM 2026
OUTDOOR FOOTBALL TRAINING FOR BOYS & GIRLS AGED 5-14
18 RHYOLITE DRIVE, CRAIGIEBURN 3064

SUNDAYS | 19 APRIL - 21 JUNE | 9:00AM - 11:15AM

PROPATH STARTERS (5-8)

KICK OFF THEIR FOOTBALL JOURNEY IN FUN, HANDS-ON SESSIONS THAT DEVELOP CORE SKILLS, COORDINATION, AND CONFIDENCE. YOUNG PLAYERS EXPLORE THE GAME IN A SAFE, SUPPORTIVE ENVIRONMENT WHILE BUILDING A LOVE FOR FOOTBALL.

60-MINUTE SESSIONS | (9:00AM - 10:00AM)

PROPATH BUILDERS (9-12)

LEVEL UP THEIR GAME THROUGH FOCUSED TRAINING THAT SHARPENS TECHNIQUE, IMPROVES PASSING AND DRIBBLING, AND DEVELOPS SMART DECISION-MAKING. PLAYERS ENHANCE TEAMWORK, GAME AWARENESS, AND A DEEPER UNDERSTANDING OF FOOTBALL.

60-MINUTE SESSIONS | (9:00AM - 10:00AM)

PROPATH PERFORMERS (13-14)

TRAIN LIKE THE ELITE. HIGH-INTENSITY SESSIONS THAT DEVELOP SPEED, AGILITY, TACTICAL AWARENESS, AND POSITIONAL PLAY. PLAYERS EXPERIENCE REALISTIC MATCH SCENARIOS TO PREPARE FOR COMPETITIVE FOOTBALL AND BUILD CONFIDENCE TO PERFORM UNDER PRESSURE.

60-MINUTE SESSIONS | (10:15AM - 11:15AM)

PRECISION (1-ON-1 TO 1-ON-4)

UNLOCK YOUR CHILD'S FULL POTENTIAL WITH PERSONALISED COACHING THAT TARGETS INDIVIDUAL STRENGTHS AND WEAKNESSES. SMALL-GROUP OR ONE-ON-ONE SESSIONS ACCELERATE SKILL, TACTICAL UNDERSTANDING, AND CONFIDENCE ON THE FIELD.

ENQUIRE FOR DETAILS

10 WEEK STRUCTURED PROGRAM

STANDARD FEE: ~~\$279~~ | LAUNCH OFFER: **\$249**

INCLUDES **FREE FULL KIT**: SHIRT, SHORTS & SOCKS!
ONE 60-MINUTE SESSION PER WEEK | 10 WEEKS OF STRUCTURED FOOTBALL DEVELOPMENT

⚡ OFFER ENDS 19 MAY | LIMITED SPOTS AVAILABLE!

📞 PHONE: 0432 909 667

✉️ EMAIL: OFFICIAL.PROPATHACADEMY@GMAIL.COM

🌐 WEBSITE: PROPATHACADEMY.COM.AU

📷 INSTAGRAM: OFFICIAL.PROPATHACADEMY





Be Amazed

#BEASCOUT



Scouts
VICTORIA

3 WEEK FREE TRIAL

**1st Craigieburn Scouts
Join Scouts Today!**

Joey Scouts (5-8 years)

Wednesday or Thursday 5.30pm to 6.30pm

Cub Scouts (8-11 years)

Monday or Tuesday 6.00pm to 7.30pm

Scouts (11-15 years)

Wednesday 7.00pm to 9.00pm

Venturer Scouts (15-18 years)

Monday 7.45pm to 9.30pm

**Book Your Free Trial
Mob 0428 109 541**

Email: gl.1stcraigieburn@scoutsvictoria.com.au

ARTICLE TITLE HERE

BY AUTHOR

The inside pages of a newsletter contain full-length articles. Structure your text and photos in a way that makes browsing the issue a lot smoother and easier for the readers. Place bylines and photos accordingly, and make sure all articles contain accurate and updated information. To ensure this, the editors must get information only from credible sources.



Though school newsletters carry important facts and details concerning the school community, they can also allot space for light material that can entertain or amuse readers. Create a section for comic strips or any art-related content done by the school's most talented students. Create a poll about a particular topic that you can further discuss in the next issue. Have students send in poetry or short stories and accompany them with creative visuals. You can even interview people around the campus about an ongoing issue that would help stir relevant discourse throughout the school community.

Be sure to remain consistent in providing quality content and new information. Place a staff box somewhere on your newsletter to give due credit to everyone involved in putting together the publication.



”

Use pull quotes to give readers a visual break. It can be used to highlight key points or serve as a graphic element.

ARTICLE TITLE HERE

BY AUTHOR

The inside pages of a newsletter contain full-length articles. Structure your text and photos in a way that makes browsing the issue a lot smoother and easier for the readers. Place bylines and photos accordingly, and make sure all articles contain accurate and updated information. To ensure this, the editors must get information only from credible sources.



Though school newsletters carry important facts and details concerning the school community, they can also allot space for light material that can entertain or amuse readers. Create a section for comic strips or any art-related content done by the school's most talented students. Create a poll about a particular topic that you can further discuss in the next issue. Have students send in poetry or short stories and accompany them with creative visuals. You can even interview people around the campus about an ongoing issue that would help stir relevant discourse throughout the school community.

Be sure to remain consistent in providing quality content and new information. Place a staff box somewhere on your newsletter to give due credit to everyone involved in putting together the publication.



”

Use pull quotes to give readers a visual break. It can be used to highlight key points or serve as a graphic element.



YOUR ARTICLE TITLE WRITE HERE

BY AUTHOR

There are many ways a teacher can involve students into the creation of a newsletter. Letting them help in the process gives them not just a sense of responsibility but also of pride. It also allows them to explore any interest they may have, not just with writing, but also in other creative avenues. It can also enhance their current skills, or have them discover something new.

Give the students an overview of what a newsletter is, and what specifically their newsletter can be. It can be a classroom newsletter that they can share with each other. It can be a newsletter for their parents, or a newsletter they can share with other classrooms.



Students can make the newsletter their own by providing ideas for its content. What articles can they write about? Have them talk among themselves and encourage each other to explore what they want to do, even if they've never done anything like it.

Encourage them to ask questions as you guide them through it. This is a great teaching moment for them to learn what it's like to take on responsibilities and how to handle work that has a deadline. It's also a way for them to learn how individual work contributes to the whole.

PROJECT TITLE WRITE HERE

BY AUTHOR

One type of article you can include in your newsletter is a step-by-step "how to" guide for arts and crafts. Students will enjoy learning something new and will be happy to follow along to create cool things.



1

Start with listing down the items needed for this project. This can include both materials and tool, as well as any help needed from adults.

2

Make the instructions easy to understand. Include photos of each step as much as possible. Use an encouraging tone, and keep words simple.



3

Present a photo of the intended output, but you can also encourage kids to play with the colors to make their own project unique.

FOUNDATION

Newsletter - Term 1

What's On

Show and Tell:

Next week our topic is 'All About Me'. Remember to bring in a family photo to share with the class.

Class Photos:

Photos are next Wednesday. Please remember full school uniform and polished shoes.

Learning

Math:

We have been using counters to help us with basic addition.

English:

Our single sounds to practice at home this week are: s a t p i n

SEL:

Our focus is on developing friendships with our peers.

Reminders

Please sign and return the permission slip for the zoo field trip in Week 9.



FOUNDATION

Newsletter - Term 1

What's On

Show and Tell:

Next week our topic is 'All About Me'. Remember to bring in a family photo to share with the class.

Class Photos:

Photos are next Wednesday. Please remember full school uniform and polished shoes.

Learning

Math:

We have been using counters to help us with basic addition.

English:

Our single sounds to practice at home this week are: s a t p i n

SEL:

Our focus is on developing friendships with our peers.

Reminders

Please sign and return the permission slip for the zoo field trip in Week 9.



science



math